



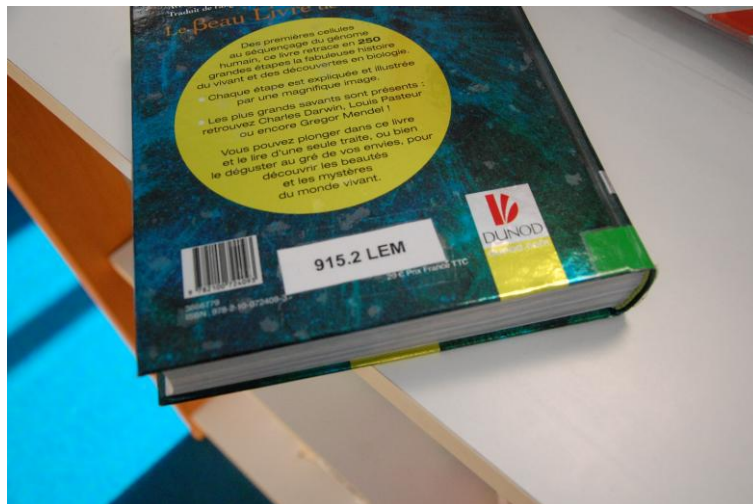
Séance Escape CDI en images

Séance

Etape 1 : lire la vidéo, trouver le premier code






Étape 2 : recherche en rayons






Étape 3 : flasher les QR-codes, résoudre les énigmes, trouver la combinaison du cadenas



Étape 4 : ouvrir le cadenas, libérer les chokobons



Photos : Jean-Pierre Greber, référent numérique du lycée.